

The ECHR

in
facts &
figures

2021



EUROPEAN COURT OF HUMAN RIGHTS
COUR EUROPÉENNE DES DROITS DE L'HOMME

COUNCIL OF EUROPE



CONSEIL DE L'EUROPE

THE
EUROPEAN
COURT
OF HUMAN
RIGHTS

IN FACTS
& FIGURES

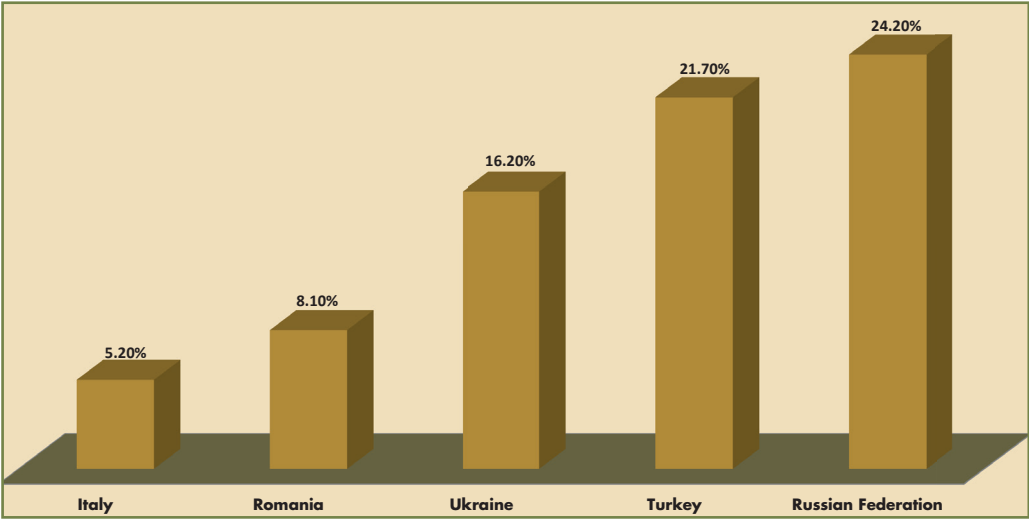
2021

Pending allocated cases

Approximately 70,150 applications were pending before a judicial formation at 31 December 2021. Nearly a quarter of these applications had been lodged against the Russian Federation.

The number of applications allocated to a judicial formation in 2021 exceeded the number disposed of judicially during the year.

on 31 December 2021



This document has been prepared by the Public Relations Unit, and does not bind the Court. It is intended to provide basic general information about the way the Court works.

For more detailed information, please refer to documents issued by the Registry available on the Court's website: www.echr.coe.int

© European Court of Human Rights, February 2022

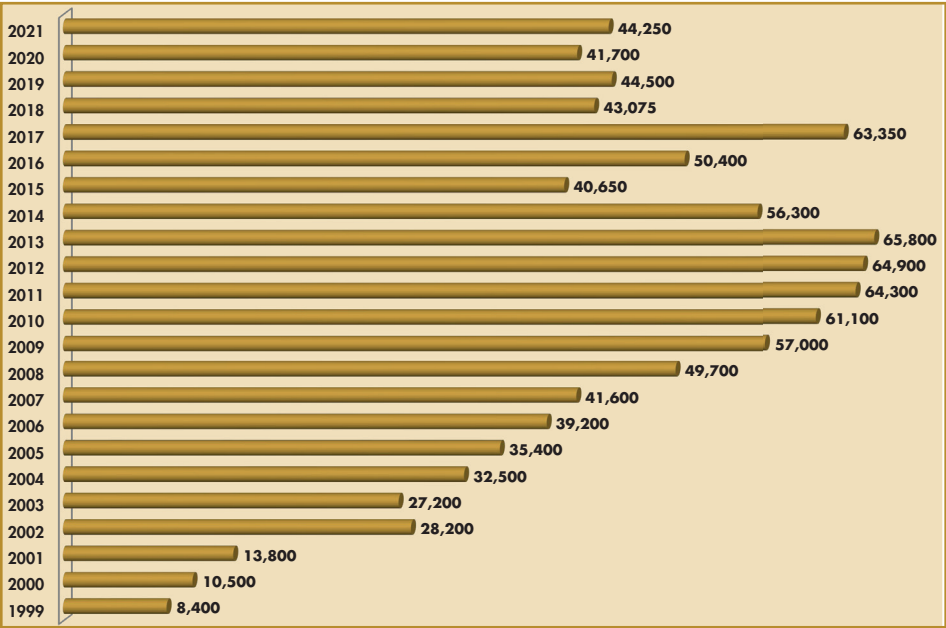
Applications allocated to a judicial formation

Applications which are allocated to a judicial formation are those for which the Court has received a correctly completed form, accompanied by copies of relevant documents.

These applications will be examined by a single judge, a Committee or a Chamber of the Court. These figures do not include applications which are at the pre-judicial stage (incomplete case file).

In 2021 about 44,250 applications were allocated to one of the Court’s judicial formations.

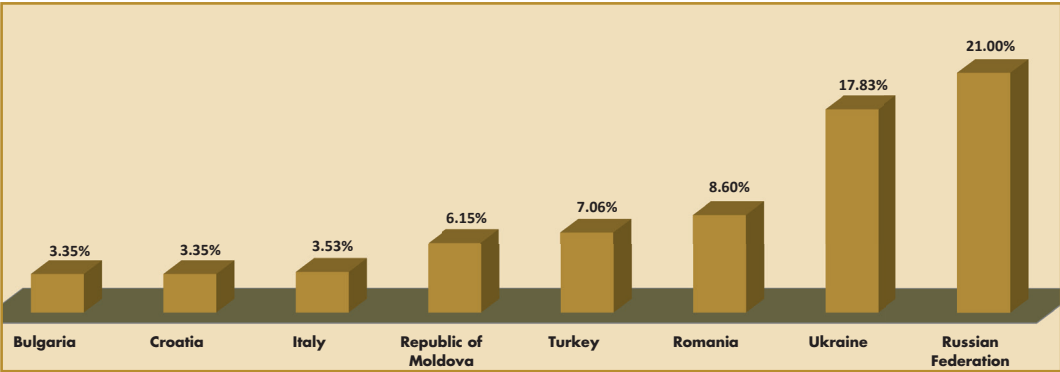
on 31 December 2021



Judgments by State

Almost half the judgments concerned 3 of the 47 member States, namely the Russian Federation (232), and Ukraine (197) and Romania (95). Nearly a quarter of all the judgments delivered by the Court concerned the Russian Federation.

Of the total number of judgments delivered in 2021, the Court found at least one violation of the Convention by the respondent State in 84% of the cases.



Since the Court was established in 1959, the Court has delivered 24,511 judgments. More than a third of them have concerned 3 member States: Turkey (3,820), the Russian Federation (3,116) and Italy (2,466).

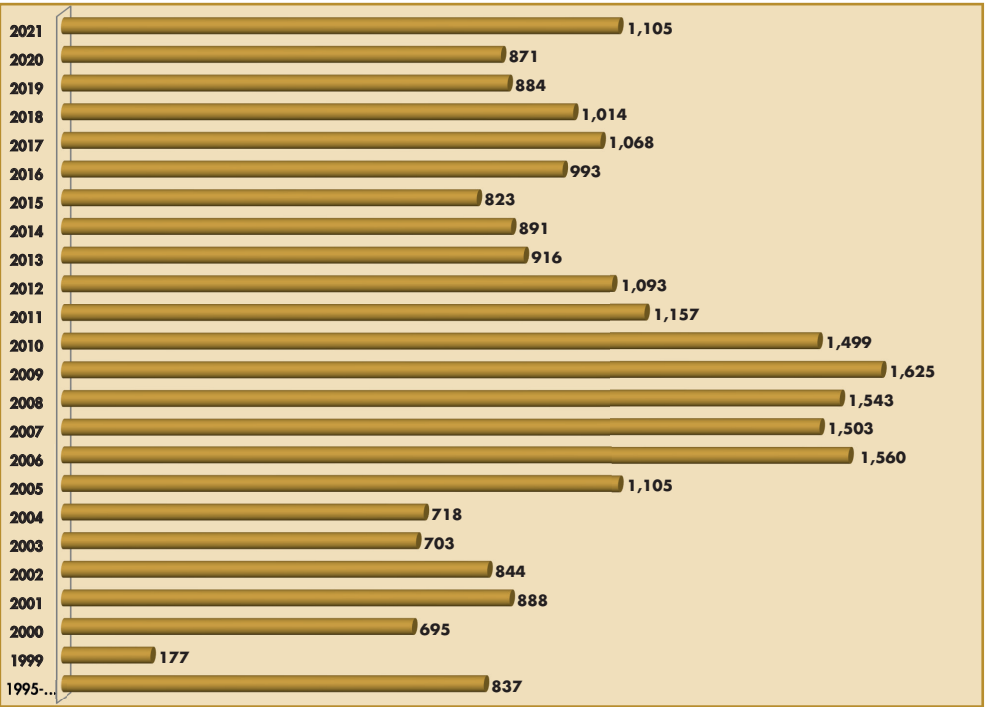
Judgments delivered by the Court

In recent years the Court has concentrated on examining complex cases, and has decided to join certain applications which raise similar legal questions so that it can consider them jointly.

A single judgment may therefore encompass a number of applications.

In 2021 the Court delivered 1,105 judgments concerning 3,131 applications.

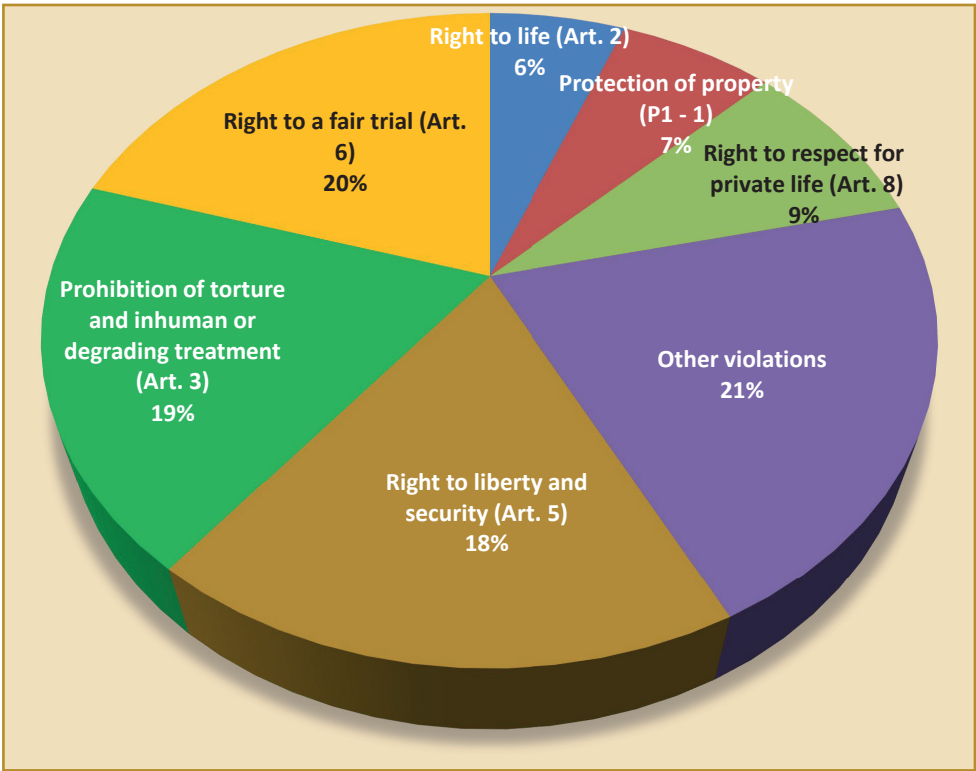
In 2021 the Court completed its examination of a total of 36,092 applications with a judgment or decision or by striking the case out of the list.



Subject-matter of the Court’s violation judgments

In the judgments delivered by the Court in 2021, nearly a quarter of the violations concerned Article 6 (right to a fair hearing), whether on account of the fairness or the length of the proceedings.

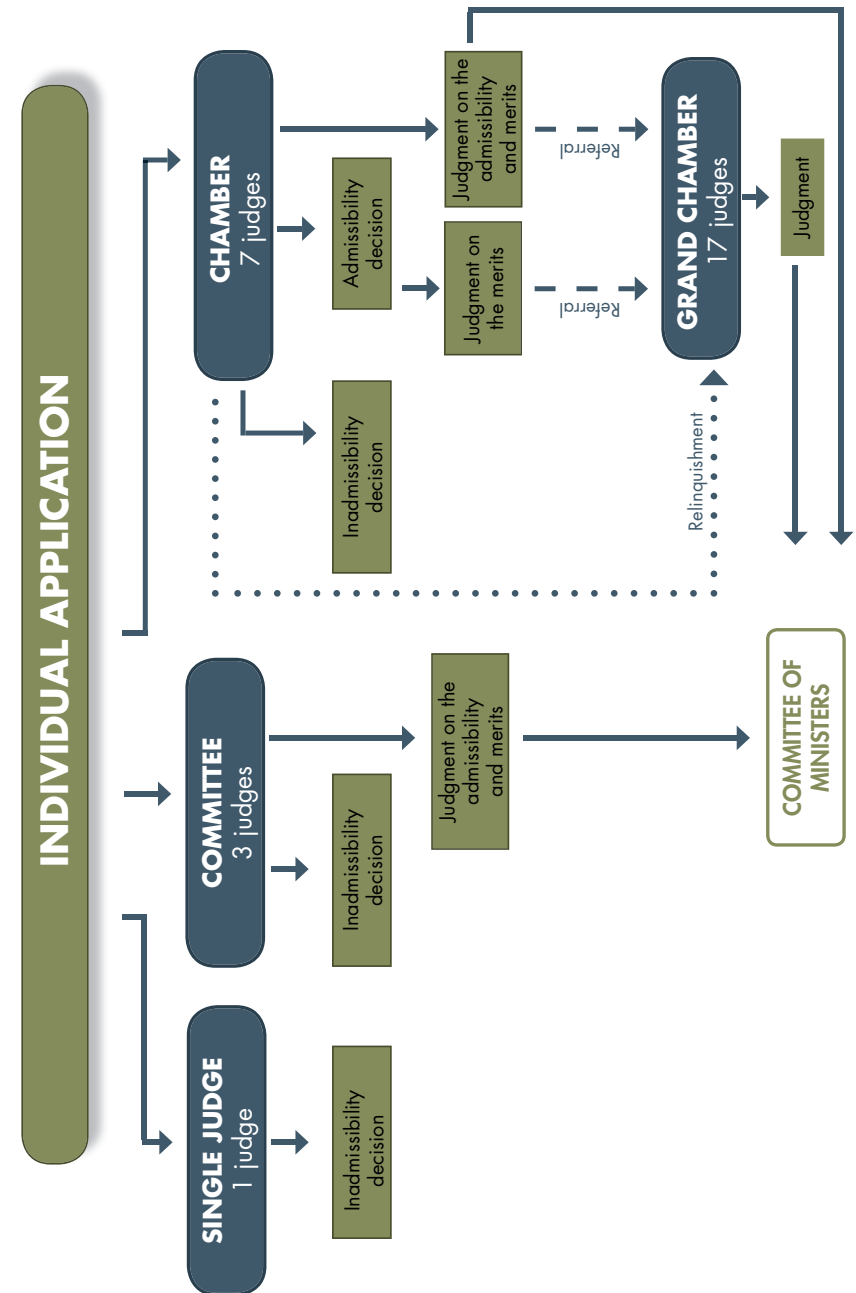
In addition, 25% of the violations found concerned serious breaches of the Convention, namely the right to life or the prohibition of torture and inhuman or degrading treatment (Articles 2 and 3).



Throughput of applications in 2021

	Applications allocated to a judicial formation	Applications or struck out	Applications inadmissible declared	Applications judgment delivered	Applications in which judgment was delivered	Total number of applications decided
	2021	2021	2021	2021	2021	2021
Albania	75	220	4			224
Andorra	11	9	0			9
Armenia	134	194	17			211
Austria	222	190	8			198
Azerbaijan	425	298	79			377
Belgium	155	151	28			179
Bosnia and Herzegovina	784	529	60			589
Bulgaria	623	526	60			586
Croatia	698	637	45			682
Cyprus	52	47	3			50
Czech Republic	331	332	6			338
Denmark	67	47	8			55
Estonia	113	105	2			107
Finland	91	109	1			110
France	764	684	23			707
Georgia	120	110	17			127
Germany	574	584	3			587
Greece	912	521	15			536
Hungary	1 086	894	89			983
Iceland	21	33	2			35
Ireland	35	48	1			49
Italy	1 610	1 352	54			1 406
Latvia	268	266	3			269
Liechtenstein	8	8	1			9
Lithuania	429	396	10			406
Luxembourg	30	30	5			35
Malta	62	21	17			38
Republic of Moldova	630	553	80			633
Monaco	8	9	0			9
Montenegro	381	189	6			195
Netherlands	248	282	7			289
North Macedonia	394	362	6			368
Norway	116	92	10			102
Poland	2 889	1 768	28			1 796
Portugal	260	283	5			288
Romania	2 971	4 366	487			4 853
Russian Federation	9 432	5 261	741			6 002
San Marino	18	12	0			12
Serbia	1 993	1 933	29			1 962
Slovak Republic	460	366	27			393
Slovenia	234	172	7			179
Spain	614	587	13			600
Sweden	157	158	1			159
Switzerland	273	242	7			249
Turkey	9 548	5 654	567			6 221
Ukraine	3 721	2 126	539			2 665
United Kingdom	210	205	10			215
TOTAL	44 257	32 961	3 131			36 092

Simplified flow chart of case-processing by the Court



Violations by Article and by State¹

This table has been generated automatically based on the conclusions in the metadata for each judgment in the HUDOC database.

1. Other judgments: just satisfaction, revision, preliminary objections and lack of jurisdiction.
2. The figures in this column may include conditional violations.
3. Cases where the Court found there would be a violation of Article 2 and/or 3 if the applicant is removed to a State where he/she would be at risk of persecution or torture.
4. Five judgments are against more than one respondent State: Republic of Moldova and Russian Federation (2 judgments); Slovakia, Ukraine, Azerbaijan and Hungary, Azerbaijan and Turkey.

February 2022

European Court of Human Rights
Public Relations Unit
67075 Strasbourg cedex
FRANCE



www.echr.coe.int

